

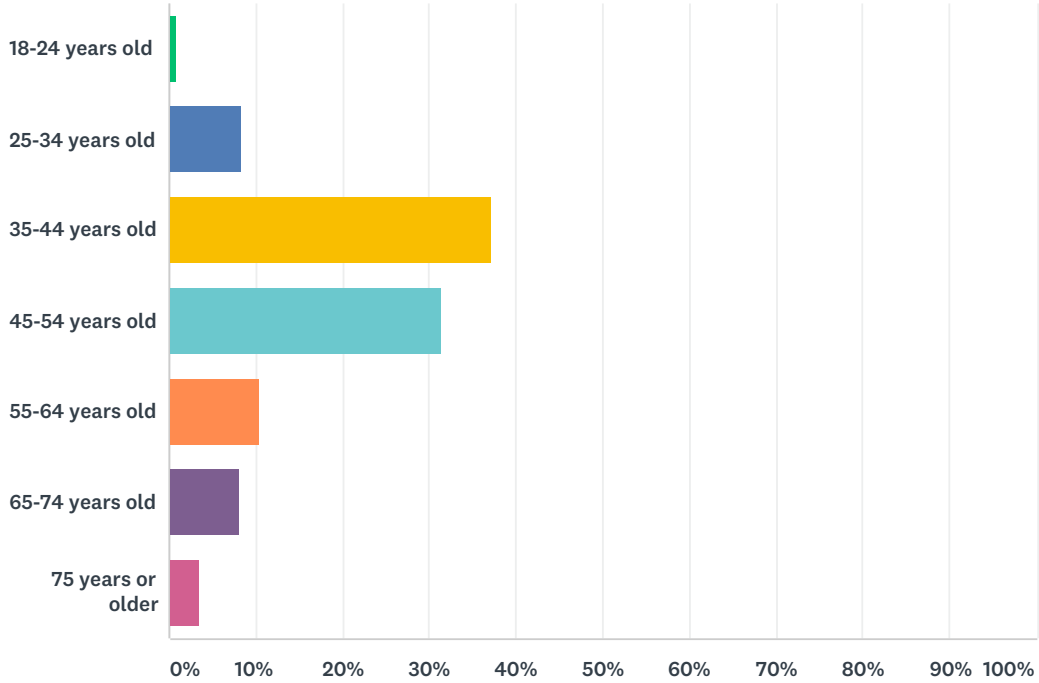
## Q1 Contact Information

Answered: 366 Skipped: 0

ANSWER CHOICES	RESPONSES	
Name	100.00%	366
Company	0.00%	0
Address	0.00%	0
Address 2	0.00%	0
City/Town	0.00%	0
State/Province	0.00%	0
ZIP/Postal Code	0.00%	0
Country	0.00%	0
Email Address	100.00%	366
Phone Number	0.00%	0

## Q2 What is your age?

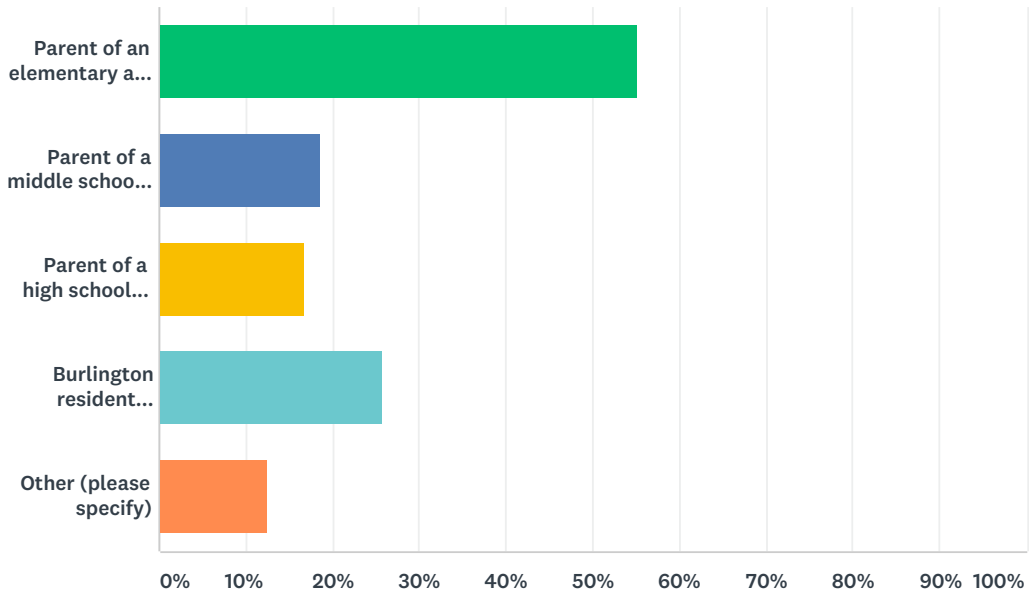
Answered: 366 Skipped: 0



ANSWER CHOICES	RESPONSES
18-24 years old	0.82% 3
25-34 years old	8.47% 31
35-44 years old	37.16% 136
45-54 years old	31.42% 115
55-64 years old	10.38% 38
65-74 years old	8.20% 30
75 years or older	3.55% 13
<b>TOTAL</b>	<b>366</b>

### Q3 What best describes your affiliation to the Burlington School District? Click all that apply.

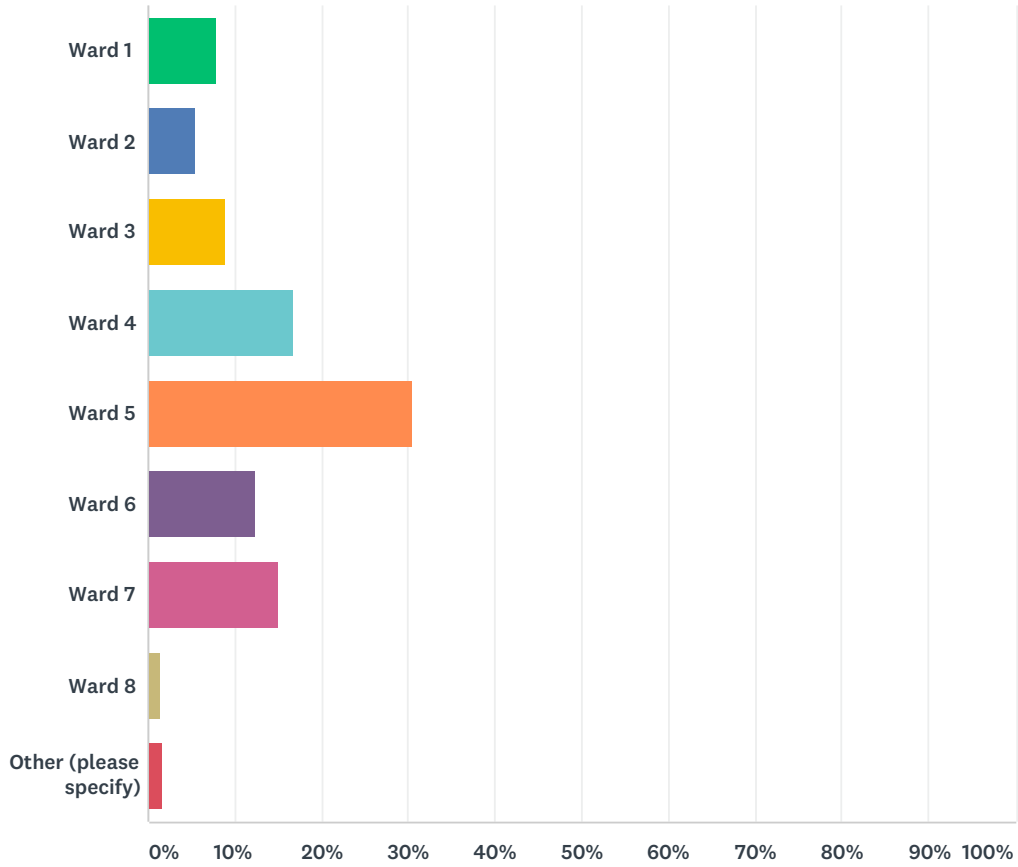
Answered: 366 Skipped: 0



ANSWER CHOICES	RESPONSES	
Parent of an elementary aged student	55.19%	202
Parent of a middle school aged student	18.58%	68
Parent of a high school aged student	16.67%	61
Burlington resident without children in the District	25.68%	94
Other (please specify)	12.57%	46
Total Respondents: 366		

## Q4 What ward do you represent?

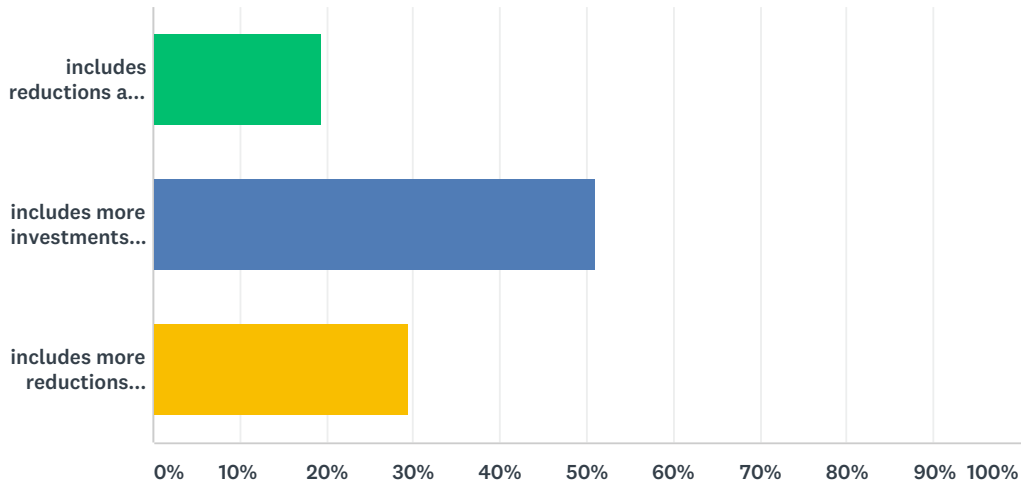
Answered: 366 Skipped: 0



ANSWER CHOICES	RESPONSES	
Ward 1	7.92%	29
Ward 2	5.46%	20
Ward 3	9.02%	33
Ward 4	16.67%	61
Ward 5	30.60%	112
Ward 6	12.30%	45
Ward 7	15.03%	55
Ward 8	1.37%	5
Other (please specify)	1.64%	6
<b>TOTAL</b>		<b>366</b>

### Q5 Please choose your best answer to the following question: "I am most likely to support a budget that.."

Answered: 366 Skipped: 0



ANSWER CHOICES	RESPONSES	
includes reductions and investments resulting in a 7% tax increase.	19.40%	71
includes more investments resulting in a tax increase greater than 7%.	51.09%	187
includes more reductions resulting in a tax increase less than 7%.	29.51%	108
TOTAL		366

**Q6 Please feel free to provide feedback below. Please note that we may share comments on our Facebook page, but will keep identities confidential if we do so.**

Answered: 219 Skipped: 147