


My 120s Chart

1	2	3	4	5	6	7	8	9	10
11	12	13	14	15	16	17	18	19	20
21	22	23	24	25	26	27	28	29	30
31	32	33	34	35	36	37	38	39	40
41	42	43	44	45	46	47	48	49	50
51	52	53	54	55	56	57	58	59	60
61	62	63	64	65	66	67	68	69	70
71	72	73	74	75	76	77	78	79	80
81	82	83	84	85	86	87	88	89	90
91	92	93	94	95	96	97	98	99	100
101	102	103	104	105	106	107	108	109	110
111	112	113	114	115	116	117	118	119	120

Math Games with a Pair of Dice



Multiplication/Division Chart

x	1	2	3	4	5	6	7	8	9	10	11	12
1	1	2	3	4	5	6	7	8	9	10	11	12
2	2	4	6	8	10	12	14	16	18	20	22	24
3	3	6	9	12	15	18	21	24	27	30	33	36
4	4	8	12	16	20	24	28	32	36	40	44	48
5	5	10	15	20	25	30	35	40	45	50	55	60
6	6	12	18	24	30	36	42	48	54	60	66	72
7	7	14	21	28	35	42	49	56	63	70	77	84
8	8	16	24	32	40	48	56	64	72	80	88	96
9	9	18	27	36	45	54	63	72	81	90	99	108
10	10	20	30	40	50	60	70	80	90	100	110	120
11	11	22	33	44	55	66	77	88	99	110	121	132
12	12	24	36	48	60	72	84	96	108	120	132	144

Games to play at home
to practice math skills



Tips for playing math games with dice:

- Contain the dice! Put your dice in a small plastic container. Kids shake the dice and read the numbers through the plastic.



- You can use dice from board games you may already have in the house. Don't forget to put them back when you are done.
- Most games can also be played with numbered cards as well.

Pig




Players 2

Materials: 2 dice, scratch paper to keep score

How to Play: Be the first one to reach 100 points! Players take turns rolling two dice and finding their sum. On a turn, a player can keep rolling - be a PIG - and add to their score. But beware - if a player rolls a 1 on either dice, all points for that turn are lost.

Examples:





Joe rolls   so his is 5.

He keeps rolling, and gets   for 6 points.

Now his running score is 11. He can stop at 11 or keep going.

He rolls one more time,   for 9 points.

Now his score is 20. He decides to stop and keep 20 for his score that round.

Jane rolls   for 11 points. She rolls one more time and gets a   Since she rolled a 1, her score is 0 for that round.

Dice War

Players 2

Materials: 2 Dice

How to Play: Roll two dice and add the two numbers to find a sum. The sum becomes your score for that round. First player to 100 wins.



This game can also be played with subtraction



and with multiplication

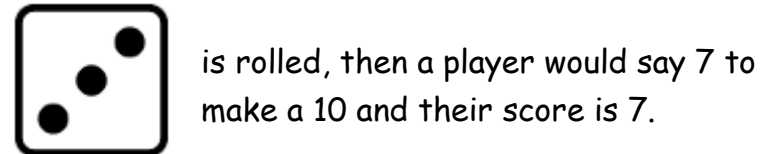


Make 10

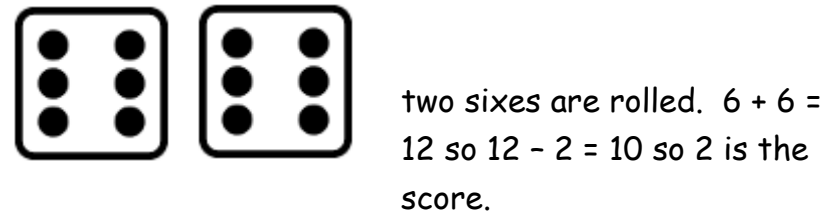
Players 2

Materials: 1 or 2 dice, scratch paper

One die version: One die is rolled. Players try to find what number needs to be added to make ten. The number needed to make ten becomes the player's score for that round.




Two dice version: Two dice are rolled. Players must add or subtract to make a ten.



Use the Ten Frames on the next page for support.

Ten Frames

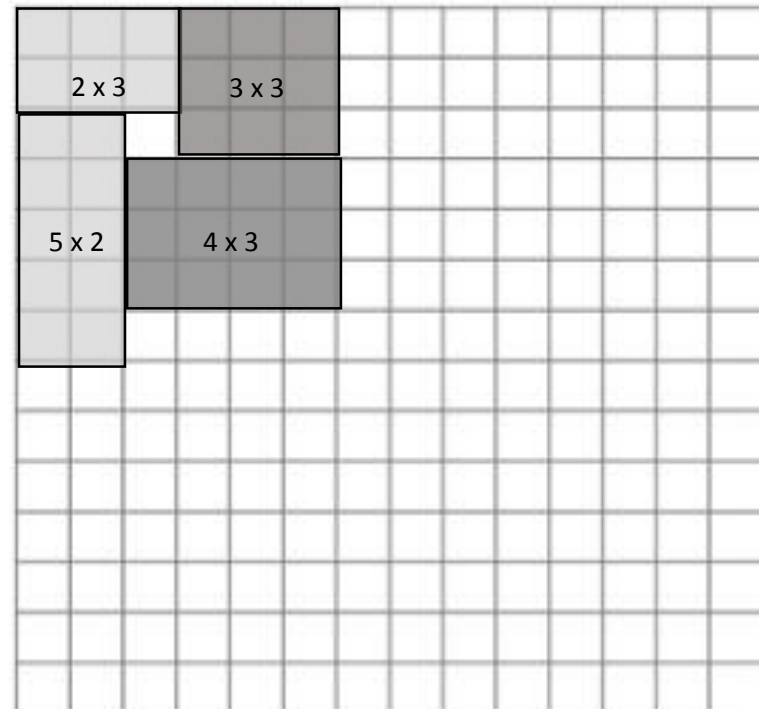


Block Out

Players 2

Materials: 2 dice, graph paper, colored pencil or crayon for each player

How to Play: Roll 2 dice and draw a rectangle using the numbers rolled as the length and width on graph paper. Continue until there is no room to draw any more rectangles. Add the areas of all your rectangles and the highest score wins.



101 and Out


Players 2

Materials: 1 die, scratch paper

How to Play: Copy the game board below. Roll the die six times. Each roll has to count. You can count the rolls as either ones or tens. Keep a running total as you play. The closest to 101 *without going over* wins.

1	1 or 10	4	4 or 40
2	2 or 20	5	5 or 50
3	3 or 30	6	6 or 60


Player 1



$$10 + 50 + 4 + 20 + 4 + 3 =$$

Total 91

Player 2



$$50 + 6 + 10 + 30 + 2 + 4 =$$

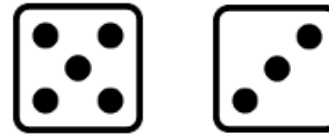
Total 102 so out Player 1 wins!

Closest to 100

Players 2

Materials: 2 dice, 120 chart (optional), scratch paper

How to Play: Roll two dice and create a 2-digit number.



This could make 53 or 35.

Now, mentally find the difference between the 2-digit number and 100. One way to find the difference is to count up. For example, if a number rolled is 53, count up by 10s and then add the 1s to get to 100.

$$53 \xrightarrow{+10} 63 \xrightarrow{+10} 73 \xrightarrow{+10} 83 \xrightarrow{+10} 93 \xrightarrow{+7} 100$$

53 is 47 from 100

For each round, the score is the difference from 100. The player with a score closest to 100 after 5 rounds wins.

Trash Can Game





Players 2

Materials: 1 die, scratch paper

How to Play: Draw a game board like on the facing page. Roll your die and pick where to put your number. **Once placed, a digit cannot be moved.** You have four rolls to make a number.

Write the number you made and the greatest number you can make with those digits. Then compare them with a $<$, $>$ or $=$.

Example:

			
H	T	O	Trash can
$536 < 653$			

The player who creates the largest number each round gets a point.

Trash Can Game Mat

Player 1 _____
 _____ _____ _____

 hundreds tens ones trash can

_____ ○ _____

Your number the greatest number
 with those digits

Now compare with a $<$, $>$ or $=$.

Player 2 _____
 _____ _____ _____

 hundreds tens ones trash can

_____ ○ _____

Your number the greatest number
 with those digits

Now compare with a $<$, $>$ or $=$.