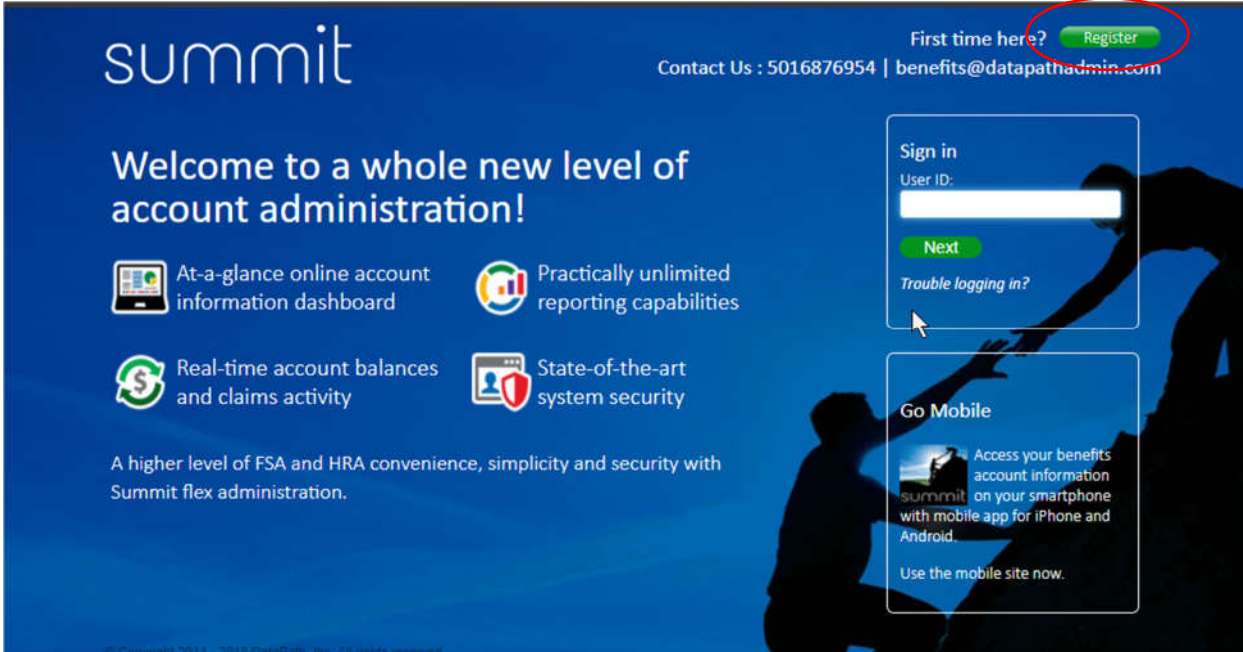
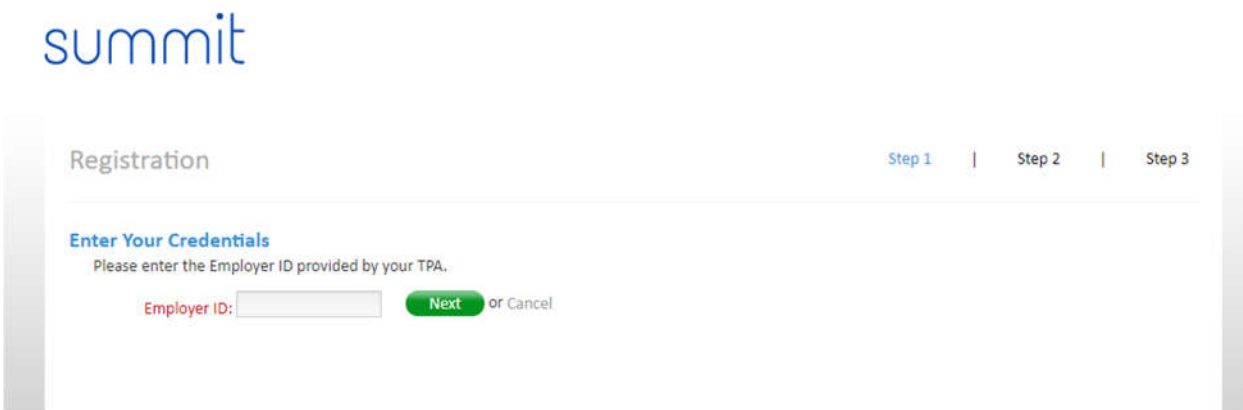


Participant Access to Summit:

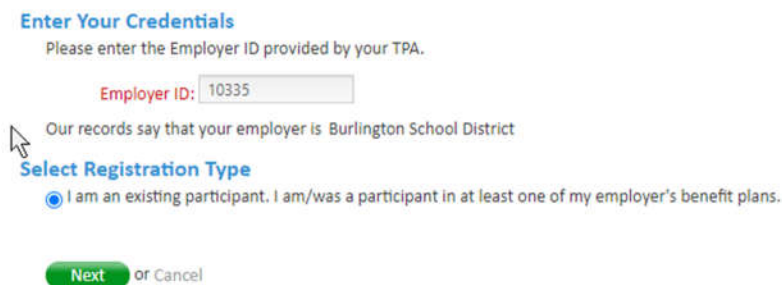
1. Go to <https://benefit.summitfor.me/>
2. There you will see the "First Time Here? Register". Click "Register".



3. You will then see the screen below.



4. Your Employer ID for Burlington is: 84 (In the example below, it shows 10335. This is old)
5. You'll see the image below that states you that your employer is Burlington School



6. Click "Next". Then the screen will ask for your Participant ID. This is unique to each of the Participant's in the system. You can find your Participant ID either in an automated email that was sent to you once your enrollment was processed (sent to the email address that you provided) or by contacting DataPath customer service at vt-support@datapathadmin.com or Toll Free at: 866-207-3028.

7. The screen will auto-populate the information that is in the system and the participant will have a chance to adjust the spelling, etc. and select a user id, password, authentication image, and security question.

Registration Step 1 | Step 2 | Step 3

Create Your User Account
Hi Karen, please verify the information we have for you and make any updates that are necessary. *Required fields.*

First: Jane

Middle Initial:

Last: Doe

User ID: Enter 8 to 35 characters

Password: Strength: Strong

Use 8 to 25 characters, upper and lower case, numbers, special characters, no spaces.

Retype Password:

Home: **Email:**

Work:

Mobile:

Security Question 1:

Answer:










Security Question 2:

Answer:

Pass Phrase:

Upload Photo

Upload Image:
Select an authentication image:

<input type="radio"/>		<input type="radio"/>		<input type="radio"/>	
<input type="radio"/>		<input type="radio"/>		<input type="radio"/>	
<input type="radio"/>		<input type="radio"/>		<input type="radio"/>	

or

8. The next page will have you verify or review your information. If everything appears accurate, click "Finish". If not, click "Edit" next to the Finish button to make any necessary adjustments.

If you need to activate your Summit card, call the number on the back of your card. You may be prompted for the TPA ID. The TPA ID = 159.